



ELSEVIER



Egyptian Knowledge Bank
بنك المعرفة المصري

SciVal: How researchers can benefit from it?

Tanta University

Yehia Eissa, PhD
Consultant
Research Intelligence
25/06/2020



Brought to you by



Egyptian Knowledge Bank
بنك المعرفة المصري

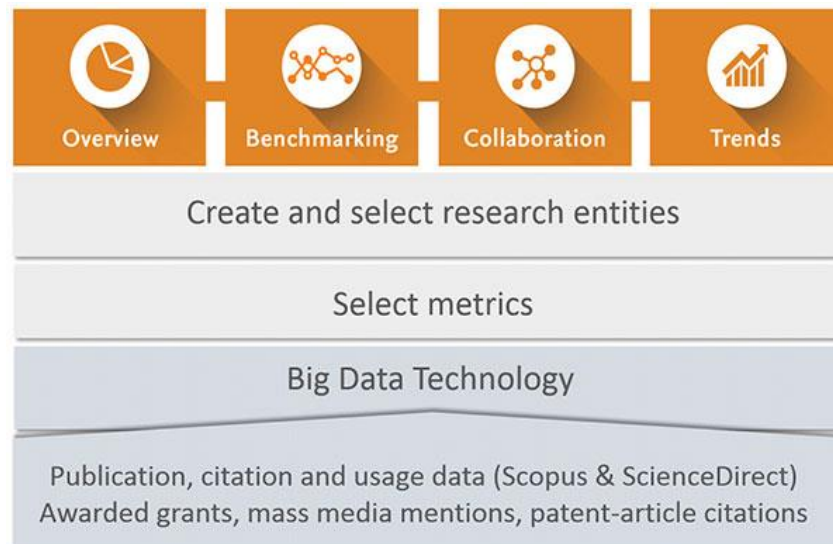
Agenda

- Refresh on SciVal
- Use cases:
 - What to add in my CV?
 - Topic identification
 - Expert/collaboration identification
 - Journal identification
- Reaching out to Elsevier

Introduction

A ready-to-use solution with unparalleled power and flexibility, SciVal offers quick, easy access to the research performance of >18,000 research institutions and 230 nations worldwide.

SciVal allows you to visualize your research performance, benchmark relative to peer institutions, develop strategic partnerships, identify and analyze new, emerging research trends, and create uniquely tailored reports.



SciVal is based on Scopus data

Scopus Coverage Summary (May 2020)

World's largest Abstract and Citations Database

78.9M records from **24.0K** serials, **101K+** conferences and **225K** books
from more than **5000** publishers and **105** countries

- Updated daily—approximately **10,000** articles per day indexed
- **9.58M** open access documents
- “Articles in Press” from **>8,075** titles
- **40** different languages covered
- **5,527** active Gold Open Access journals indexed

Number of
Journals by
subject area*

Physical
Sciences
7,441

Health
Sciences
7,133

Social
Sciences
8,698

Life
Sciences
4,601

JOURNALS

24,039** active peer-reviewed journals
294 trade journals
5,527 Gold OA Journals (DOAJ/ROAD)
11.2M fully-indexed funding
acknowledgements

- Full metadata, abstracts and cited references (refs post-1970 only)
- Citations back to 1970

CONFERENCES

101K conference
events
9.87M conference
papers

Mainly Engineering
and Computer
Sciences

BOOKS

59.7K individual
book series volumes
224.9K stand-alone
books
1.86M total book
items

Focus on Social
Sciences and A&H

PATENTS*

44.3M patents

From 5 major
patent offices
- WIPO
- EPO
- USPTO
- JPO
- UK IPO

*Journals may be classified in multiple subject areas: this count includes current actively indexed titles only
**Total number of Scopus journals in database including inactive titles is 39,743

Accessing SciVal: www.scival.com



SciVal

Scopus ↗

[Check access](#)

[Sign in](#)

Welcome to SciVal

SciVal offers quick, easy access to research performance of more than 16,900 research institutions and their associated researchers from 231 nations worldwide.

Don't have access? [Request a consultation](#) ↗



Find

Find collaborators to spur innovative solutions to complex problems.



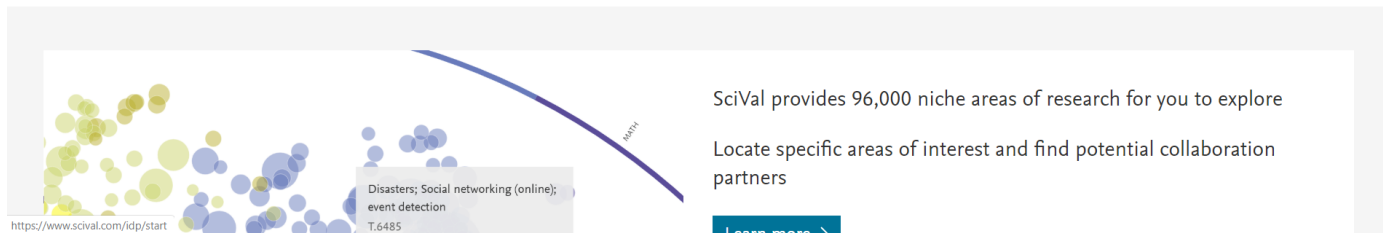
Demonstrate

Demonstrate my impact for promotion and funding applications.



Discover

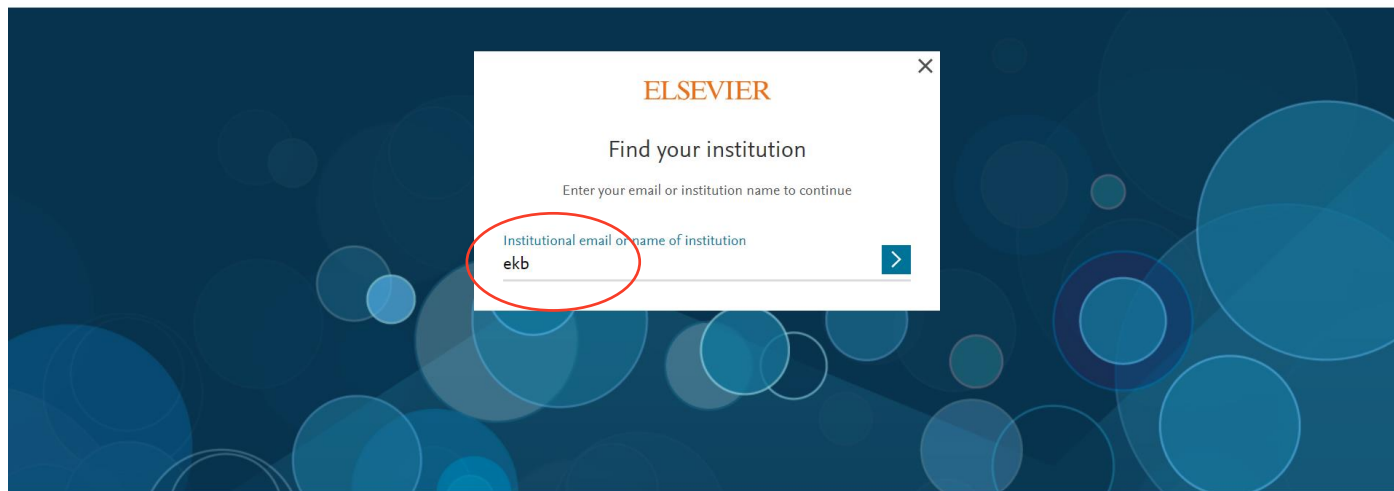
Discover relevant cross-disciplinary areas of research.



25.06.2020

Accessing SciVal

SciVal



ELSEVIER

[About Elsevier](#) [Terms and conditions](#) [Privacy policy](#) [Help](#)

We use cookies to help provide and enhance our service. By continuing you agree to the use of cookies.

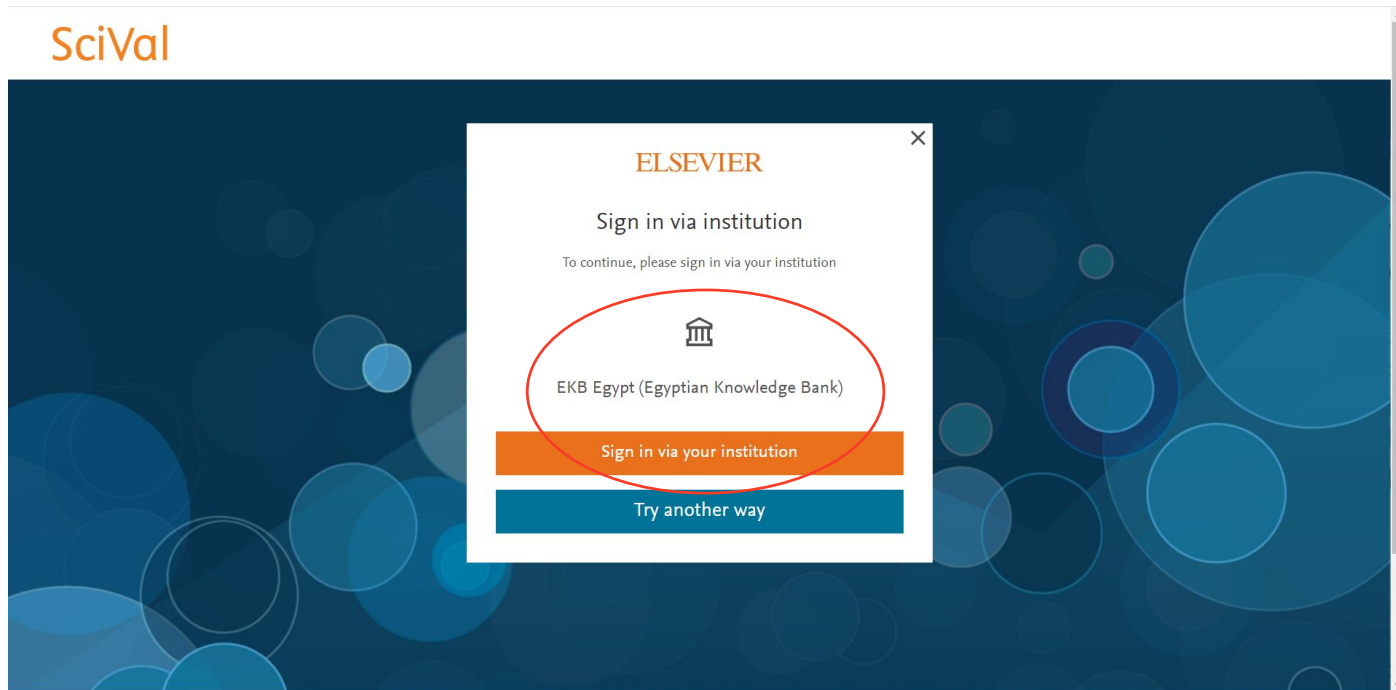
RELX Group™



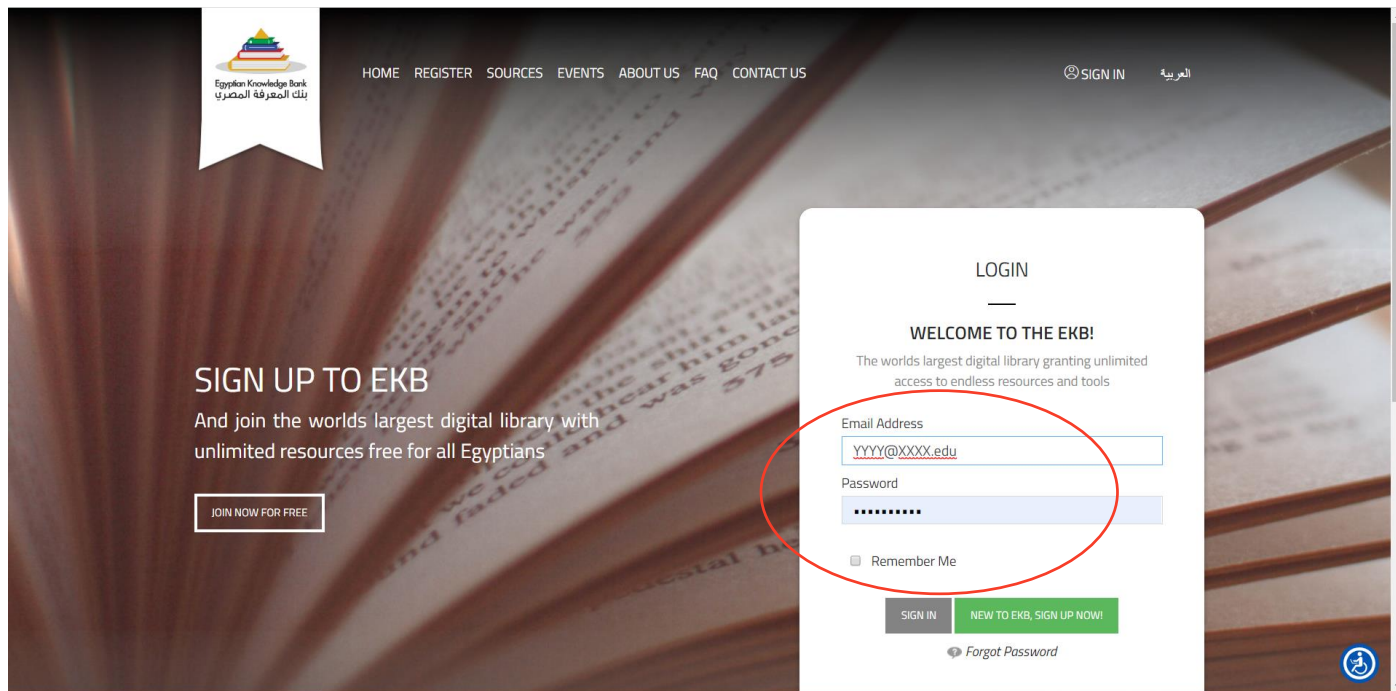
25.06.2020

Accessing SciVal

SciVal



Accessing SciVal : sign in using your researcher account on the EKB



Sign Up to EKB

And join the worlds largest digital library with unlimited resources free for all Egyptians

[JOIN NOW FOR FREE](#)

LOGIN

WELCOME TO THE EKB!

The worlds largest digital library granting unlimited access to endless resources and tools

Email Address

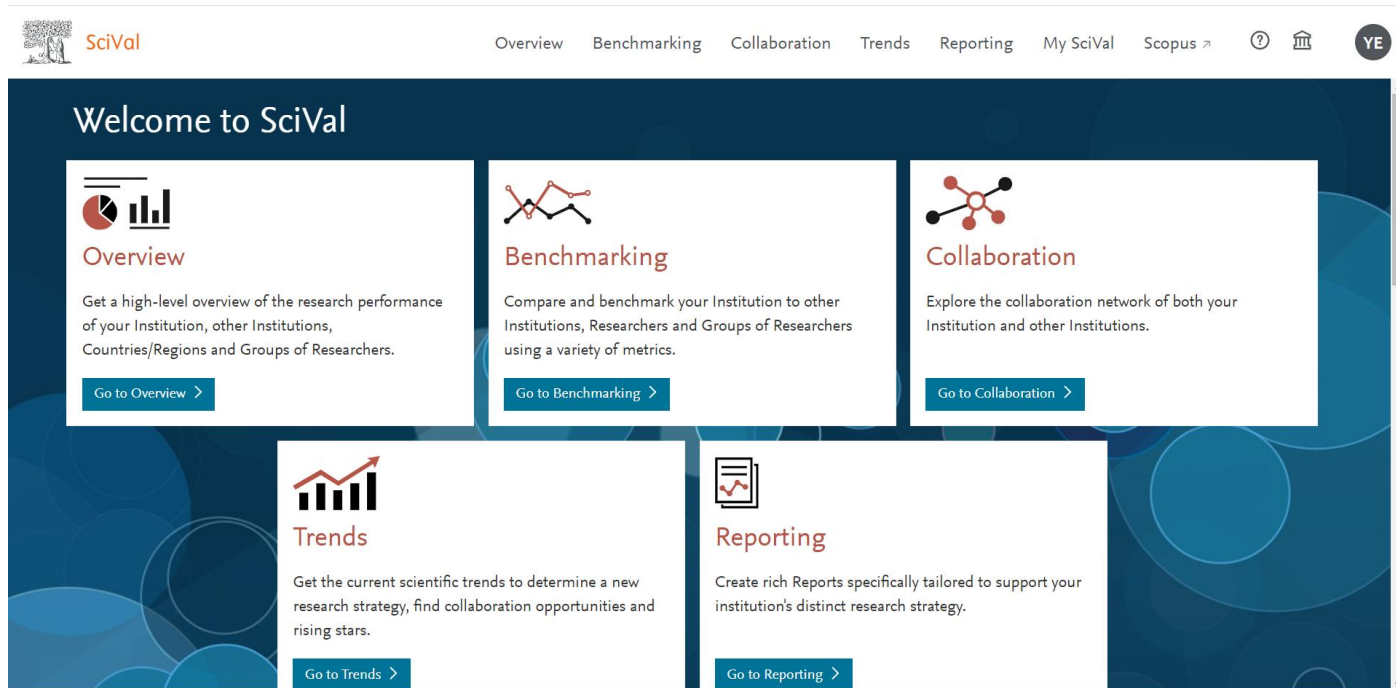
Password

☐ Remember Me

[SIGN IN](#) [NEW TO EKB, SIGN UP NOW!](#)

[Forgot Password](#)

Accessing SciVal




The screenshot shows the SciVal dashboard interface. At the top, there is a navigation bar with the SciVal logo on the left and a series of menu items: Overview, Benchmarking, Collaboration, Trends, Reporting, My SciVal, and Scopus. To the right of these are icons for help, a building, and a user profile labeled 'YE'. Below the navigation bar is a large dark blue banner with the text 'Welcome to SciVal'. Underneath the banner are five white cards, each representing a different feature: Overview, Benchmarking, Collaboration, Trends, and Reporting. Each card contains an icon, a title, a brief description, and a 'Go to' button with a right-pointing arrow.

SciVal

Overview Benchmarking Collaboration Trends Reporting My SciVal Scopus ? ? YE


Welcome to SciVal



Overview

Get a high-level overview of the research performance of your Institution, other Institutions, Countries/Regions and Groups of Researchers.


[Go to Overview >](#)



Benchmarking

Compare and benchmark your Institution to other Institutions, Researchers and Groups of Researchers using a variety of metrics.


[Go to Benchmarking >](#)



Collaboration

Explore the collaboration network of both your Institution and other Institutions.


[Go to Collaboration >](#)



Trends

Get the current scientific trends to determine a new research strategy, find collaboration opportunities and rising stars.

[Go to Trends >](#)

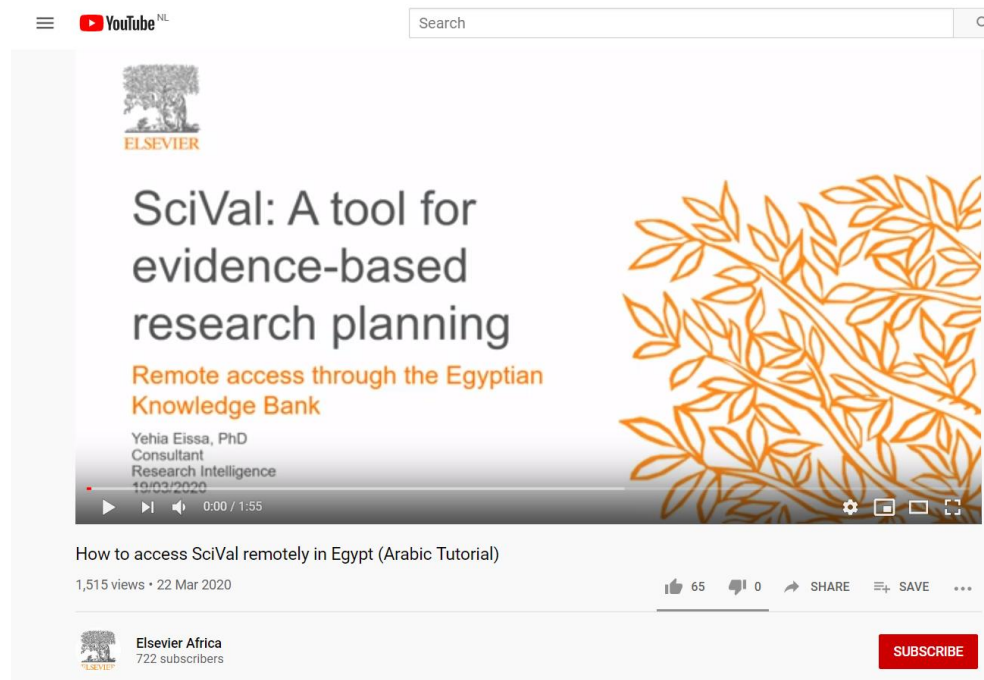


Reporting

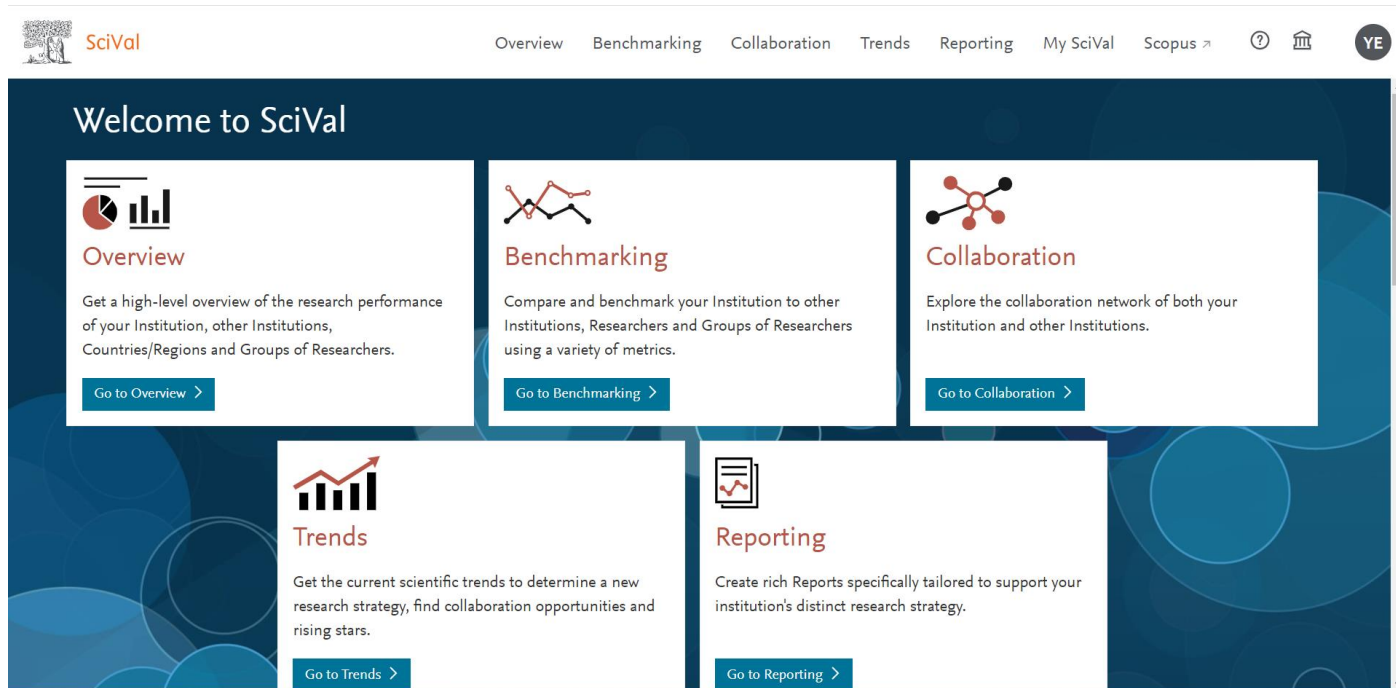
Create rich Reports specifically tailored to support your institution's distinct research strategy.

[Go to Reporting >](#)

Accessing SciVal video tutorial: <https://youtu.be/ZqI-evuawuk>



SciVal use cases



The screenshot displays the SciVal dashboard interface. At the top, the SciVal logo is on the left, and a navigation menu includes Overview, Benchmarking, Collaboration, Trends, Reporting, My SciVal, and Scopus. User icons for help, institution, and a logged-in user (YE) are on the right. The main content area is titled 'Welcome to SciVal' and features five interactive cards: Overview (with a pie and bar chart icon), Benchmarking (with a line graph icon), Collaboration (with a network icon), Trends (with a bar chart and upward arrow icon), and Reporting (with a document icon). Each card provides a brief description of the feature and a 'Go to' button with a right-pointing arrow.

Welcome to SciVal

Overview

Get a high-level overview of the research performance of your Institution, other Institutions, Countries/Regions and Groups of Researchers.

[Go to Overview >](#)

Benchmarking

Compare and benchmark your Institution to other Institutions, Researchers and Groups of Researchers using a variety of metrics.

[Go to Benchmarking >](#)

Collaboration

Explore the collaboration network of both your Institution and other Institutions.

[Go to Collaboration >](#)

Trends

Get the current scientific trends to determine a new research strategy, find collaboration opportunities and rising stars.

[Go to Trends >](#)

Reporting

Create rich Reports specifically tailored to support your institution's distinct research strategy.

[Go to Reporting >](#)

Download your certificate of attendance

<https://bit.ly/3fUaJaB>

Code: AHOJYV

**Slides are available for download at
the same link**



Thank you

Yehia Eissa
Consultant, Research Intelligence
y.eissa@elsevier.com

